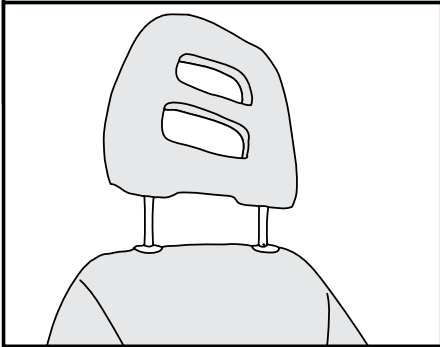
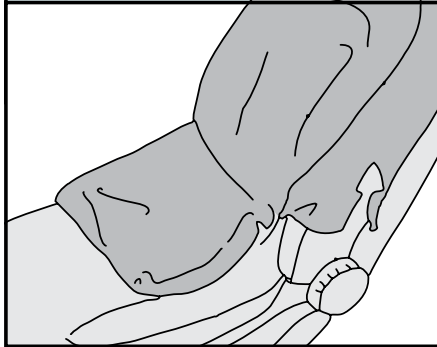


CP11 Fitting Guide

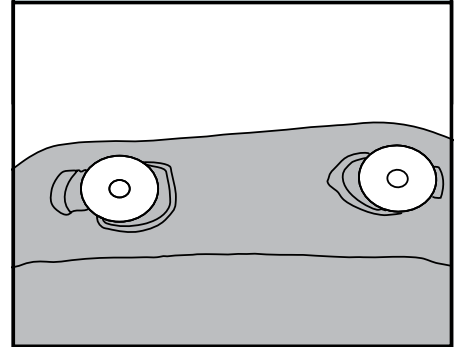
1 Remove headrest from seat
Caution, the headrest stalks can be coated with a small amount of grease.



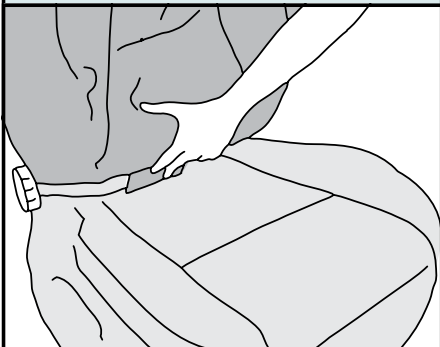
2 Undo side velcro and place cover over seat.



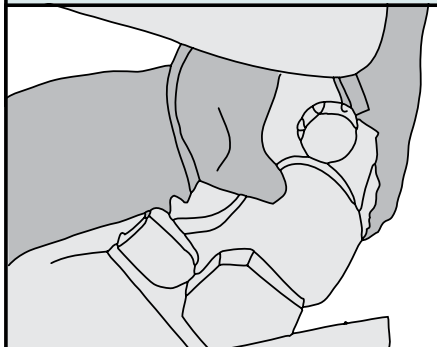
3 Align cover with plastic headrest insertion points.



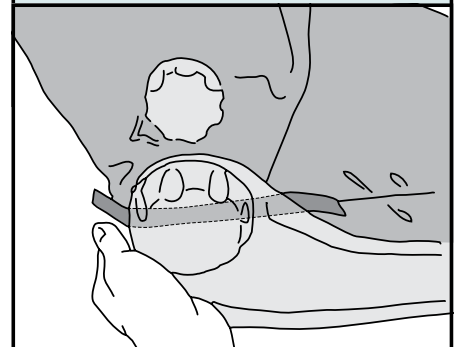
4 Pull the front of the cover down and push the "Tuck-in" pouch between the back and the base of the seat.



5 Fasten the side Velcro around the seat adjusters or armrests if applicable.



6 Take the Velcro attached to the side of the base and thread behind plastic housing. Fasten to corresponding Velcro on the back of the cover.



7 Pull the base part of the cover over the front base cushion.

